


Helsinki

Attachments







English-enriched teaching and learning
Grades 1–2, Late autumn

Attachment 7.1: Family member flashcards








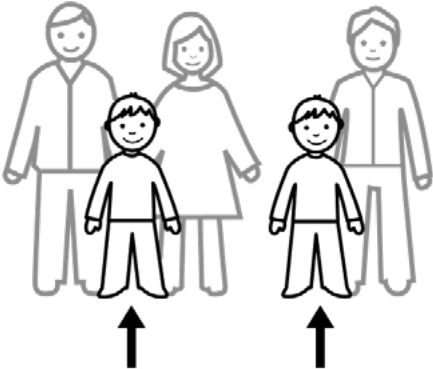
kuvatyo.kalu.papunet.net

Attachment 7.1: Family member flashcards

<p>an aunt</p> 	<p>an uncle</p> 
<p>a stepfather</p> 	<p>a stepmother</p> 
<p>grandparents</p> 	<p>a grandmother</p> 

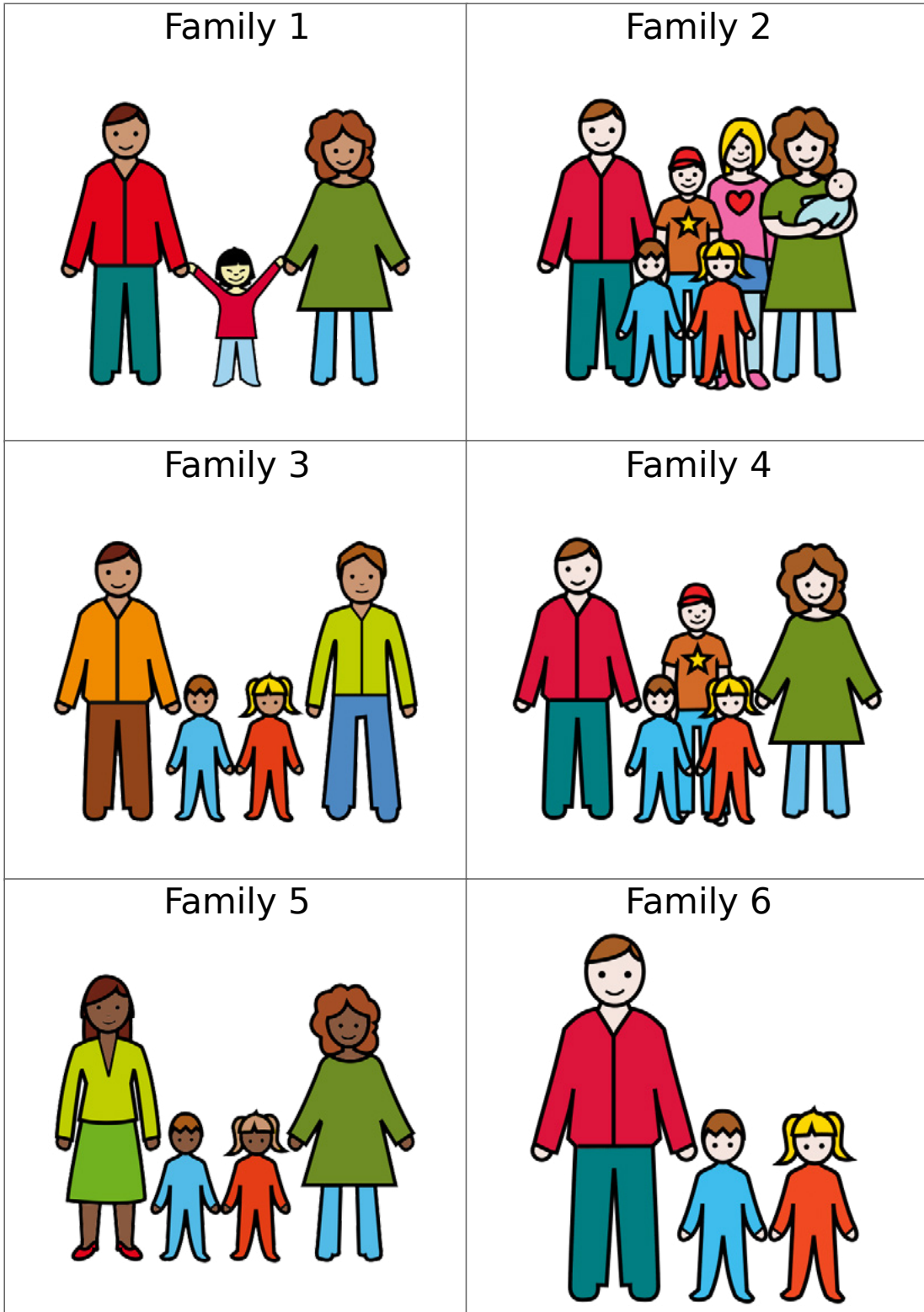
kuvatyokalu.papunet.net

Attachment 7.1: Family member flashcards

<p>a grandfather</p> 	<p>a family</p> 
<p>a baby</p> 	<p>parents</p> 
<p>a grandchild</p> 	<p>a cousin</p> 

kuvatyokalu.papunet.net

Attachment 7.2: Family pictures



kuvatyokalu.papunet.net

Attachment 7.3: Speaking frame 1

<p>Is there</p>	<p>a mom a dad a child a dog a cat</p>	<p>in the family?</p>
<p>Are there</p>	<p>two dads two moms two children</p>	

Attachment 7.4: Writing frame 1

There	is are	a two three	mom(s) dad(s) child children dog(s) cat(s)	in the family.
-------	---------------	-----------------------	---	----------------

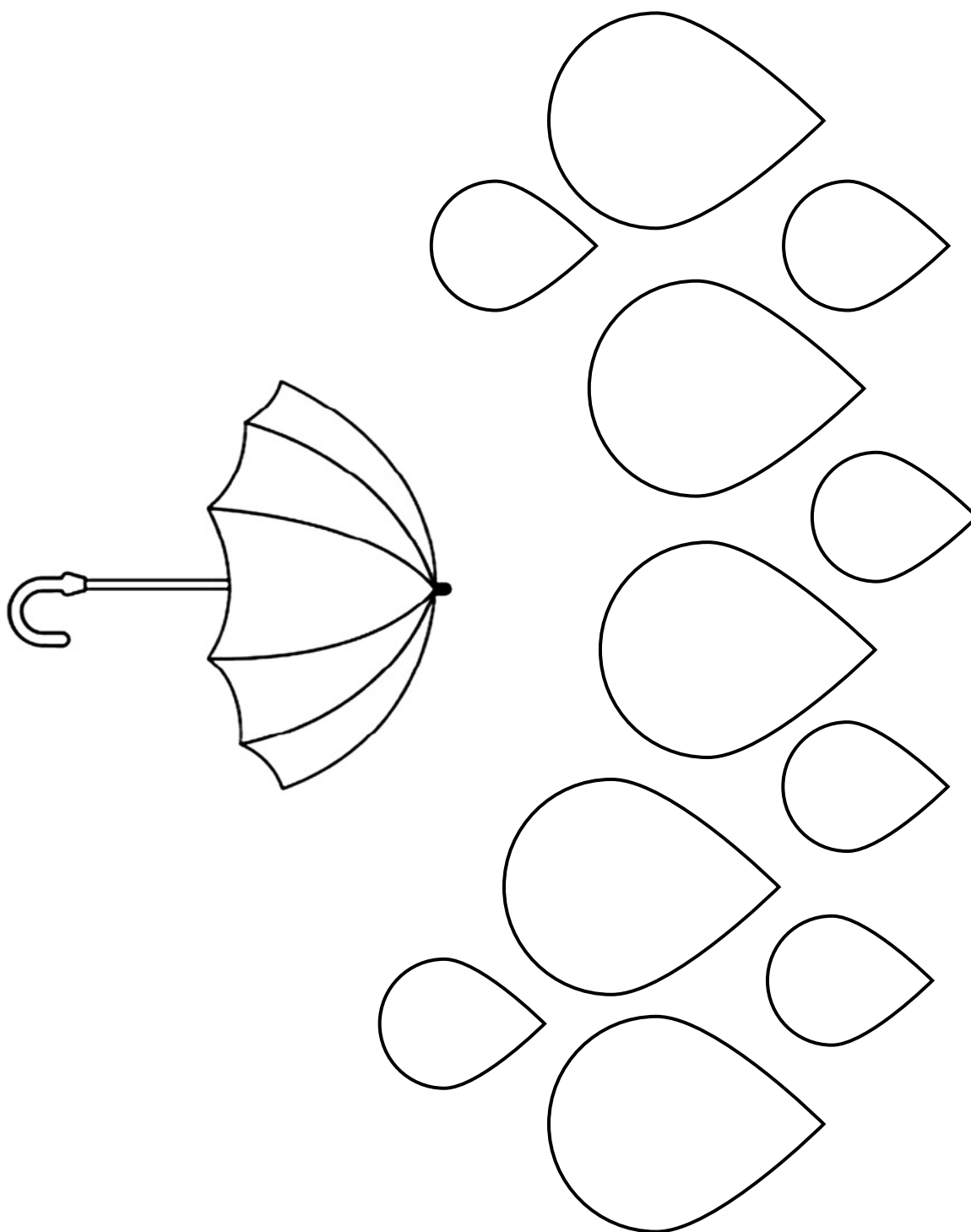
Attachment 7.5: Speaking/writing frame 1

This	is	my	mom dad
These	are	our	stepmom stepdad brother(s) sister(s) dog(s) cat(s)







My	mom dad brother(s) sister(s)	is	funny nice beautiful loving caring
Our	dog(s) cat(s)	are	brave hard working calm chill cool

My	mom dad brother(s) sister(s)	like(s)	cooking baking dancing running reading
Our	dog(s) cat(s)		watching tv music videogames sleeping football







Attachment 8.1: Brain droplets scaffolding template



Attachment 8.2: Feelings flashcards

 <p>angry</p>	 <p>bored</p>
 <p>happy</p>	 <p>hurt</p>
 <p>surprised</p>	 <p>unhappy</p>


Attachment 8.2: Feelings flashcards

 <p>calm</p>	 <p>confused</p>
 <p>irritated</p>	 <p>jealous</p>
 <p>worried</p>	 <p>frustrated</p>


Attachment 8.2: Feelings flashcards



embarrassed




lonely



proud



tired









astonished




upset

Attachment 8.2: Feelings flashcards


 <p>calm</p>	 <p>confused</p>
 <p>irritated</p>	 <p>jealous</p>
 <p>worried</p>	 <p>frustrated</p>

Attachment 8.3: Situation flashcards




kuvatyokalu.papunet.net

Attachment 8.3: Situation flashcards



kuvatyokalu.papunet.net

Attachment 8.3: Situation flashcards

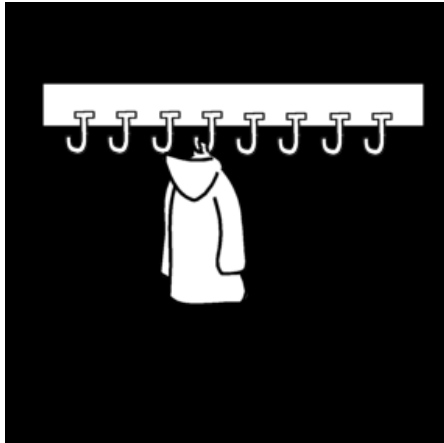


kuvatyokalu.papunet.net

<p>When</p>	<p>I hurt myself I see my friend crying I comfort my friend my classmate doesn't share toys with me I play football with my friends I eat lunch with my classmates I push someone someone pushes me I shout at someone someone shouts at me I jump rope with my friends I play with my friend someone plays with me someone bullies me I bully someone I read with a friend someone hurts me I hurt someone I argue with my friend I open the door for a classmate someone opens a door for me I hit someone / someone hits me I win I accidentally hurt someone someone accidentally hurts me someone helps me I help someone I see someone being bullied</p>	<p>I feel</p>	<p>angry. bored. happy. hurt. surprised. unhappy. calm. confused. irritated. jealous. worried. frustrated. embarrassed. worried. lonely. proud. tired. astonished. upset. nervous. excited. sad. scared. calm.</p>
--------------------	---	----------------------	---

Attachment 9.1: Places around the school

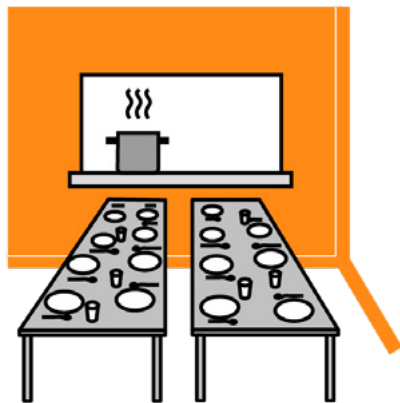
a cloakroom



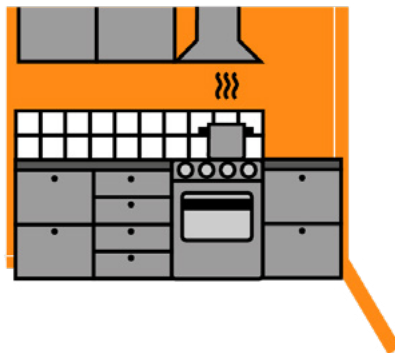
a toilet



a dining room




a kitchen



a library



a classroom



kuvatyokalu.papunet.net

Attachment 9.1: Places around the school


a PE hall



a hall



a hallway



a staff room



a playground




principal's office



kuvatyokalu.papunet.net

Attachment 9.1: Places around the school

<p>janitor's office</p>  <p>The illustration shows a stick figure sitting at a brown desk. On the desk are a stack of papers and a small box containing a lightbulb, a hammer, a paint roller, and a faucet. The text 'janitor's office' is written above the illustration.</p>	

<p>This is</p> <p>It's</p> <p>In this picture you can see</p>	<p>the cloakroom</p> <p>the toilet</p> <p>the dining room</p> <p>the kitchen</p> <p>the library</p> <p>the classroom</p> <p>the PE hall</p> <p>the principal's office</p> <p>the janitor's office</p> <p>the staff room</p> <p>the playground</p> <p>the hall</p>
---	---

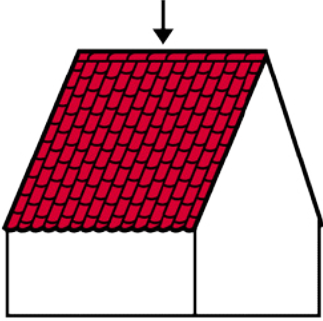


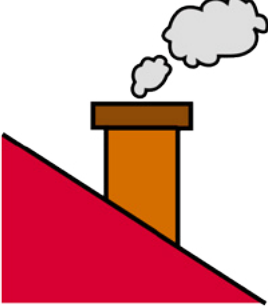
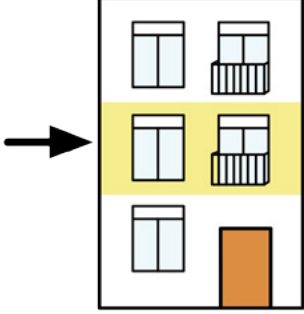

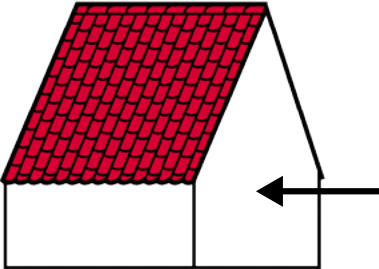
Is	the pencil the eraser the ruler the sharpener the marker the colour pencil the scissors the crayon the glue stick	missing?
----	---	----------

Attachment 9.4: Speaking/writing frame 1

There	is	a an	pencil case(s) pencil(s) eraser(s) ruler(s)	in my backpack.
I have	are	two three four five six seven eight nine ten	sharpener(s) marker(s) colour pencil(s) scissors crayon(s) glue stick(s)	

10. THIS IS ME - MY HOME

Attachment 10.1: My home flashcards

<p>a roof</p> 	<p>a window</p> 
<p>a door</p> 	<p>a chimney</p> 
<p>a floor</p> 	<p>a balcony</p> 
<p>a wall</p> 	

kuvatyokalu.papunet.net

Attachment 10.2: Speaking/writing frame 1

My home has	three two eight five one		door(s). floor(s). window(s).
	a an	green yellow black green orange red big small	balcony/balconies. chimney(s). roof. wall(s).

Attachment 10.3: Furniture flashcards

an armchair



a bed



a drawer



a TV stand



a desk




a toybox




kuvatyokalu.papunet.net

Attachment 10.3: Furniture flashcards


a chair



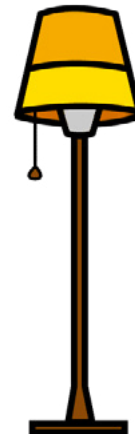
a table




a sofa



a lamp



a closet

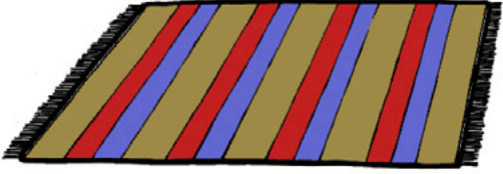
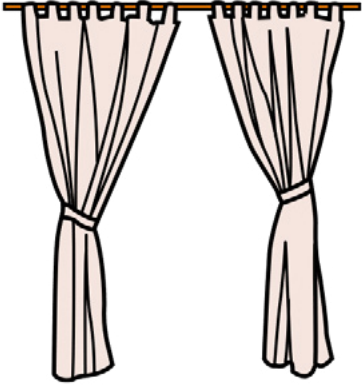
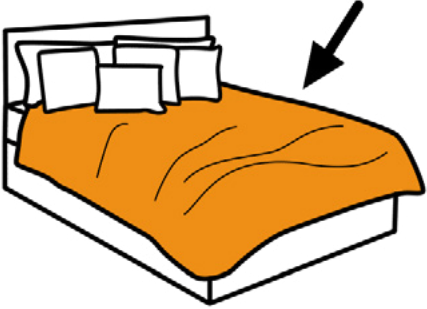





a bookshelf



kuvatyokalu.papunet.net

Attachment 10.3: Furniture flashcards

<p>a carpet</p> 	<p>curtains</p> 
<p>a bedcover</p> 	<p>a mirror</p> 
<p>a bedside table</p> 	<p>a pillow</p> 

kuvatyo.kalu.papunet.net

Attachment 10.4: Speaking/writing frame 2

In my room	I have	a	yellow	bookshelf/ bookshelves. carpet(s). desk(s). chair(s). table(s). toybox(s). TV stand(s). drawer(s). bed(s). armchair(s). pillow(s). bedside table(s). bedcover(s). closet(s). curtains. mirror(s). lamp(s). sofa(s).
		an	green	
		three	red	
		five	pink	
		eight	blue	
		two	black	
			brown	
			big	
			small	

Attachment 10.5: Chores flashcards

<p>wash dishes</p> 	<p>dry dishes</p> 
<p>empty the dishwasher</p> 	<p>clean the table</p> 
<p>load the dishwasher</p> 	<p>dust</p> 

kuvatyokalu.papunet.net

Attachment 10.5: Chores flashcards

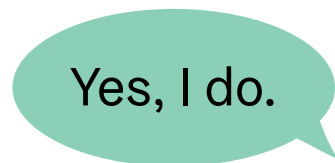

<p>wipe the table</p> 	<p>vacuum your room</p> 
<p>set the table</p> 	<p>clean up toys</p> 
<p>feed the pets</p> 	<p>help load the washing machine</p> 

kuvatyokalu.papunet.net

Attachment 10.5: Chores flashcards



kuvatyokalu.papunet.net



	Name: _____	Name: _____	Name: _____
wash the dishes?			
dry the dishes?			
take out the carbage?			
empty the dishwasher?			
load the dishwasher?			
clean the table?			
set the table?			
dust?			
wipe the table?			
vacuum your room?			
clean up toys?			
feed the pets?			
help load the washing machine?			
mop?			
walk the dog?			
fold the laundry?			
rake?			
water the plants?			

11. THIS IS ME – MY NEIGHBOURHOOD

Attachment 11.1: Public buildings and facilities flashcards

a hospital



a pharmacy



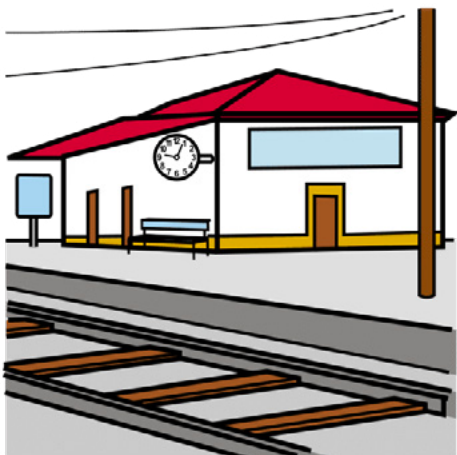
a school



a kindergarten



a train station

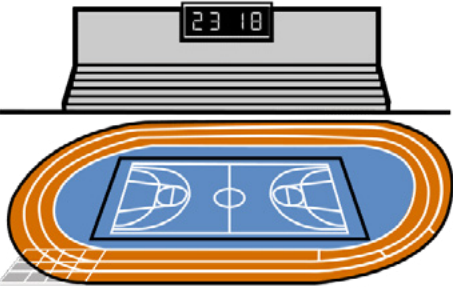


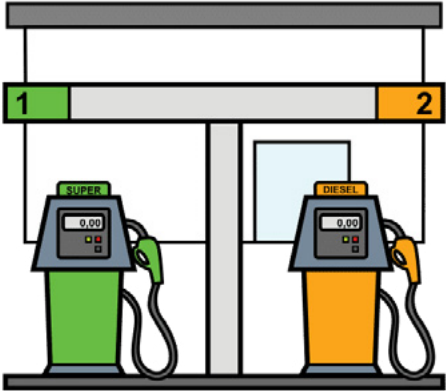




a fire station



kuvatyokalu.papunet.net

Attachment 11.1: Public buildings and facilities flashcards

<p>a stadium</p> 	<p>a shopping center</p> 
<p>a gym</p> 	<p>a gas station</p> 
<p>a police station</p> 	<p>a city hall</p> 


kuvatyokalu.papunet.net

Attachment 11.1: Public buildings and facilities flashcards

a post office




a swimming hall



a library



a bakery



a supermarket




a park




kuvatyokalu.papunet.net

Attachment 11.1: Public buildings and facilities flashcards


a cinema



a museum




a bus station




a theatre



a church



a mosque




kuvatyokalu.papunet.net

Attachment 11.1: Public buildings and facilities flashcards

a synagogue



a beach



a marketplace



a football field



a skate park




a bank




kuvatyokalu.papunet.net

Create your own town




Attachment 11.2: Map worksheet



Attachment 11.3 Speaking frame 1






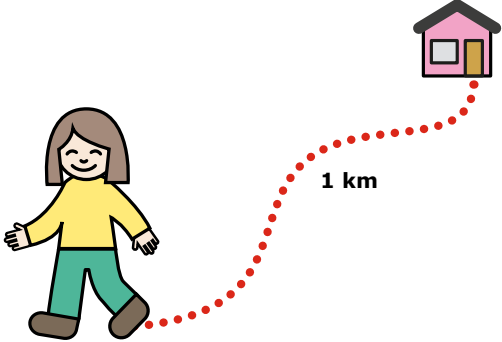
<p>I live</p>	<p>close to</p> <p>next to</p> <p>one kilometer from</p> <p>five kilometers from</p> <p>opposite to</p> <p>behind</p>	<p>a hospital</p> <p>a pharmacy</p> <p>a school</p> <p>a kindergarten</p> <p>a fire station</p> <p>a train station</p> <p>a stadium</p> <p>a shopping center</p> <p>a gym</p> <p>a gas station</p> <p>a police station</p> <p>a bank</p> <p>a city hall</p> <p>a post office</p> <p>a swimming hall</p> <p>a library</p> <p>a bakery</p> <p>a supermarket</p> <p>a park</p> <p>a cinema</p> <p>a museum</p> <p>a bus station</p> <p>a theatre</p> <p>a church</p> <p>a mosque</p> <p>a synagogue</p> <p>a beach</p> <p>a marketplace</p> <p>a football field</p> <p>a skate park</p>
	<p>between</p>	<p>a gym and a park</p> <p>a library and a museum</p>

Attachment 11.4: Prepositions flashcards



©PII&WAAK

Attachment 11.4: Prepositions flashcards

 <p data-bbox="445 880 592 918">opposite</p>	 <p data-bbox="995 880 1142 918">between</p>
 <p data-bbox="464 1395 569 1433">above</p>	 <p data-bbox="933 1395 1203 1433">in the middle of</p>
 <p data-bbox="453 1912 587 1951">close to</p>	 <p data-bbox="904 1912 1230 1951">one kilometer from</p>

©PII&WAAK

Attachment 11.4: Prepositions flashcards



©PII&WAAK

Buildings in Helsinki

The name on the building is

_____.

It was designed by _____.

It was built in _____.

The building is _____.

I like the building because


_____.

I don't like the building because


_____.

12. ME AS A SCIENTIST – ANIMALS


Attachment 12.1: Animal flashcards




a donkey




a turkey



a lizard



a hippopotamus




a hyena



an ant

kuvatyokalu.papunet.net

Attachment 12.1: Animal flashcards



a rat



a swan



a bat



a parrot









a badger



an otter


kuvatyokalu.papunet.net

Attachment 12.1: Animal flashcards


 <p>a sea turtle</p>	 <p>a shark</p>
 <p>an octopus</p>	 <p>a crab</p>
 <p>a budgie</p>	 <p>a penguin</p>

kuvatyokalu.papunet.net


Attachment 12.1: Animal flashcards




an arctic fox




a seal




a cow



a pig









a dog



a cat







kuvatyo.kalu.papunet.net

Attachment 12.1: Animal flashcards

 <p>a duck</p>	 <p>a goose</p>
 <p>a horse</p>	 <p>a sheep</p>
 <p>a goat</p>	 <p>a chicken</p>


©PII&WAAK

Attachment 12.1: Animal flashcards


 <p>a lion</p>	 <p>a panda</p>
 <p>a monkey</p>	 <p>a frog</p>
 <p>a gorilla</p>	 <p>a rabbit</p>

©PII&WAAK


Attachment 12.1: Animal flashcards




a mouse




a hamster




a fox



a hedgehog









an owl



a snake


©PII&WAAK

Attachment 12.1: Animal flashcards


 <p>an elephant</p>	 <p>a giraffe</p>
 <p>a rhinoceros</p>	 <p>a cheetah</p>
 <p>a tiger</p>	 <p>a butterfly</p>

©PII&WAAK


Attachment 12.1: Animal flashcards




a tortoise




a fish




a bear



an arctic hare









a reindeer



an elk


©PII&WAAK

Attachment 12.1: Animal flashcards

 <p>a dolphin</p>	 <p>a whale</p>
 <p>a guinea pig</p>	 <p>a polar bear</p>
 <p>a wolf</p>	 <p>a bird</p>

©PII&WAAK

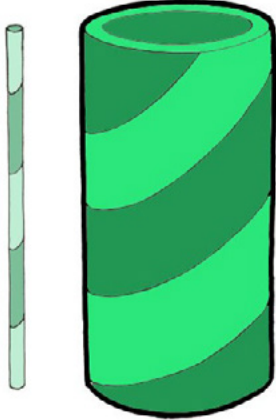




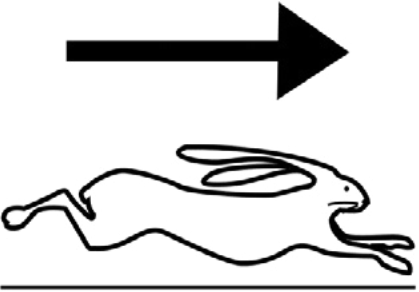
Attachment 12.2: Placemat scaffolding template



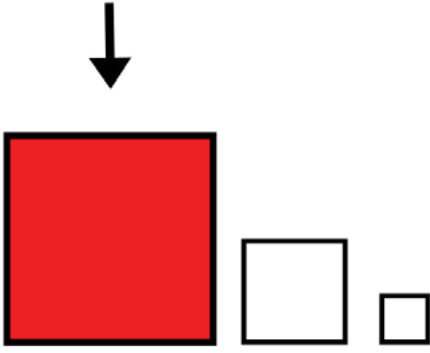
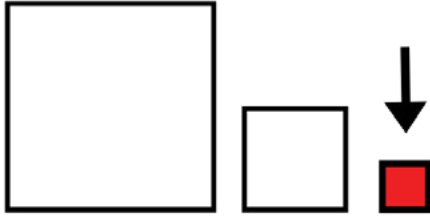




Attachment 12.3: Writing frame 1

<p>My monster has</p>	<p>one two three four five six seven pink yellow green brown black purple big small long short</p>	<p>eye(s). ear(s). leg(s). nose(s). paw(s). feathers. tail(s). horn(s). scales. antler(s). wing(s). claws. beak(s). tusk(s).</p>
	<p>orange blue thick curly striped long short</p>	<p>fur.</p>
<p>My monster is</p>	<p>bigger than smaller than furrer than cuter than more dangerous than hungrier than faster than</p>	<p>an elephant. a mouse. a tiger. a lion. a monkey. a cheetah. a fish.</p>

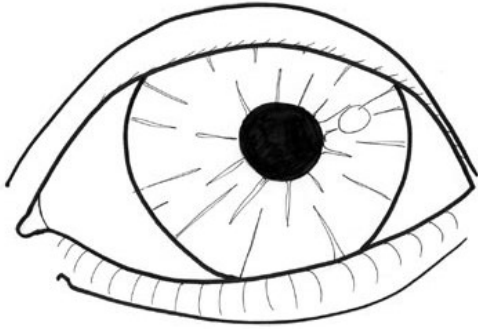

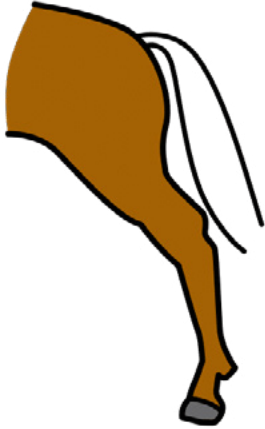



Attachment 12.4: Describing animals word mats

<p>thick</p> 	<p>curly</p> 
<p>striped</p> 	<p>long</p> 
<p>short</p> 	<p>fast</p> 


kuvatyo.kalu.papunet.net

<p>big</p> 	<p>small</p> 
<p>hungry</p> 	<p>furry</p> 
<p>dangerous</p> 	<p>cute</p> 

kuvatyokalu.papunet.net

<p>an eye</p> 	<p>an ear</p> 
<p>a leg</p> 	<p>a nose</p> 
<p>a paw</p> 	<p>feathers</p> 

kuvatyo.kalu.papunet.net








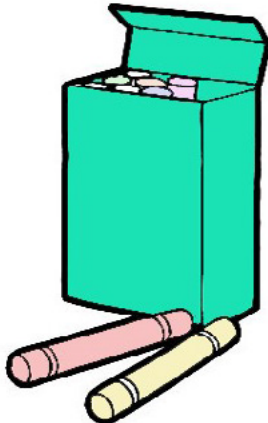
kuvatyokalu.papunet.net

13. ME AS A SCIENTIST – ADDITION AND SUBTRACTION

Attachment 13.1: Addition and subtraction signs


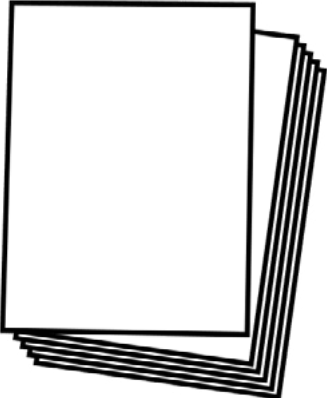

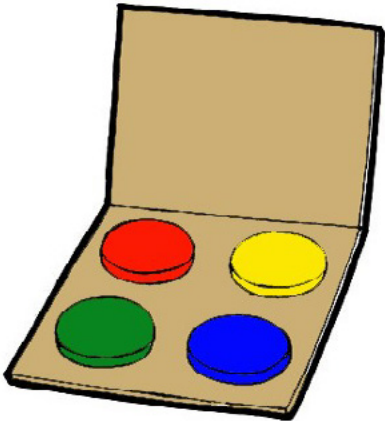
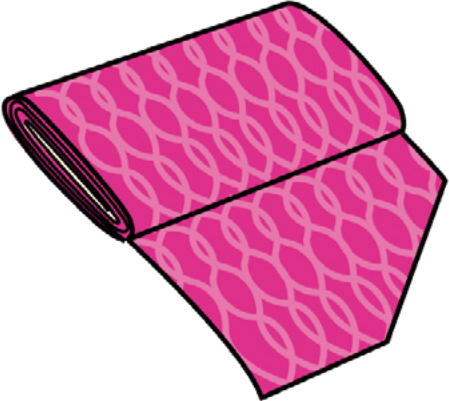

+	-	=
+	-	=
+	-	=
+	-	=
+	-	=
+	-	=
+	-	=
+	-	=
+	-	=
plus	minus	equals

Attachment 14.1: Arts & crafts equipment flashcards

 <p>a marker</p>	 <p>a pencil</p>
 <p>a crayon</p>	 <p>paint</p>
 <p>oil pastels</p>	 <p>soft pastels</p>

kuvatyoikalu.papunet.net

Attachment 14.1: Arts & crafts equipment flashcards

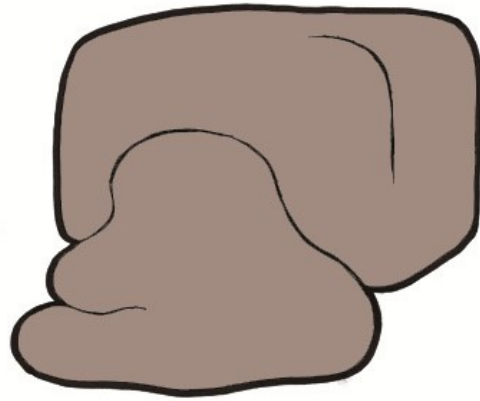
 <p>a paintbrush</p>	 <p>paper</p>
 <p>cardboard</p>	 <p>water colours</p>
 <p>fabric</p>	 <p>glue</p>

kuvatyoikalu.papunet.net

Attachment 14.1: Arts & crafts equipment flashcards



scissors




clay



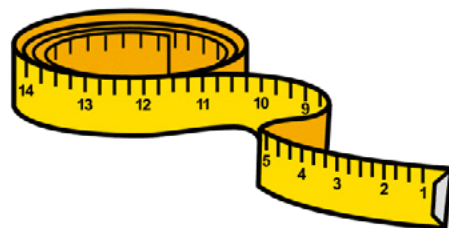
a hammer



a nail



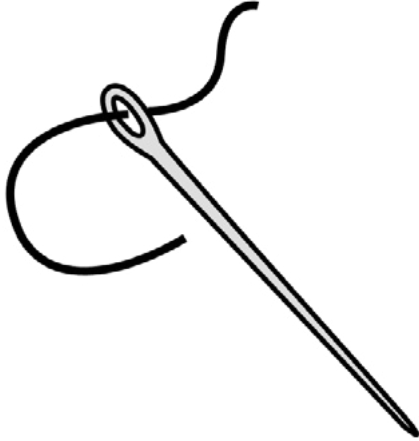


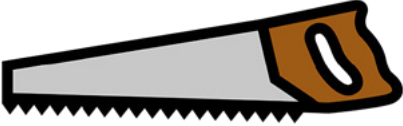


a screw



a tape measure


kuvatyoikalu.papunet.net

Attachment 14.1: Arts & crafts equipment flashcards

 <p>a sewing needle</p>	 <p>a sewing machine</p>
 <p>pincers</p>	 <p>a saw</p>
 <p>a screwdriver</p>	 <p>a spanner</p>

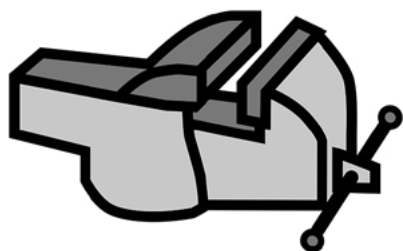
kuvatyoikal.papunet.net

Attachment 14.1: Arts & crafts equipment flashcards



kuvatyoakalu.papunet.net

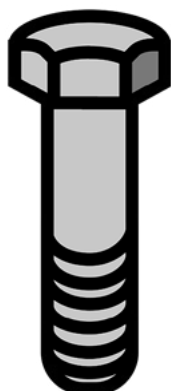
Attachment 14.1: Arts & crafts equipment flashcards



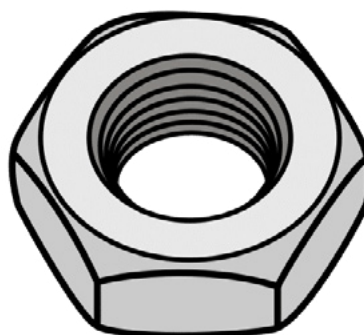
a vice



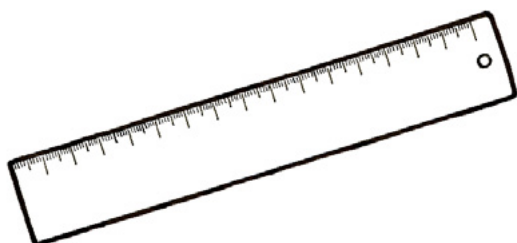
safety glasses




a bolt



a nut



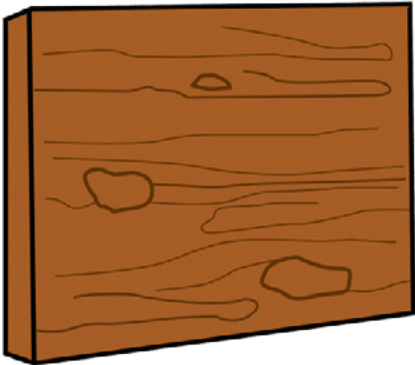
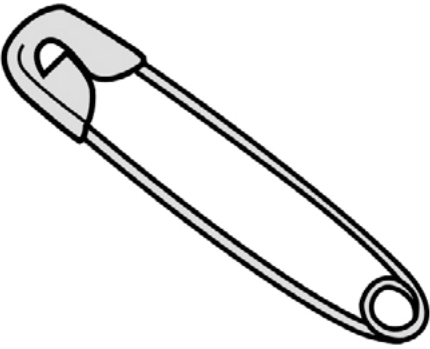
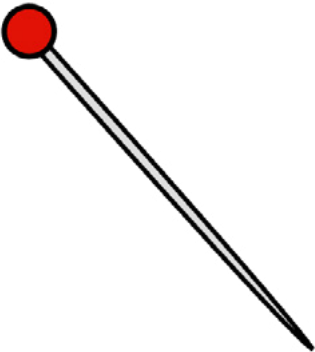

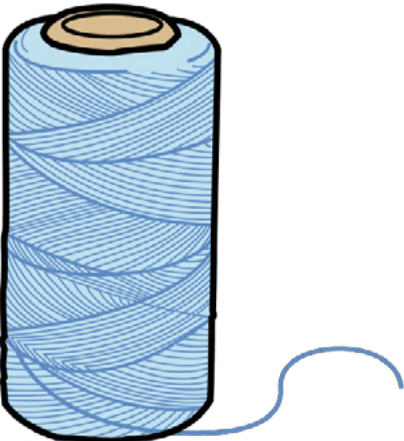

a ruler



wood



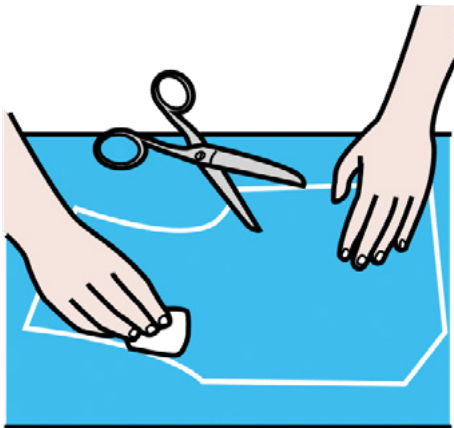

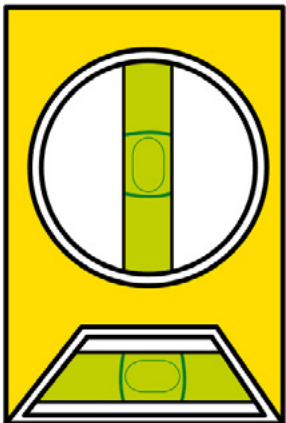

kuvatyoikal.papunet.net

Attachment 14.1: Arts & crafts equipment flashcards

 <p>wood board</p>	 <p>a safety pin</p>
 <p>a straight pin</p>	 <p>a seam ripper</p>
 <p>sewing thread</p>	 <p>wool thread</p>

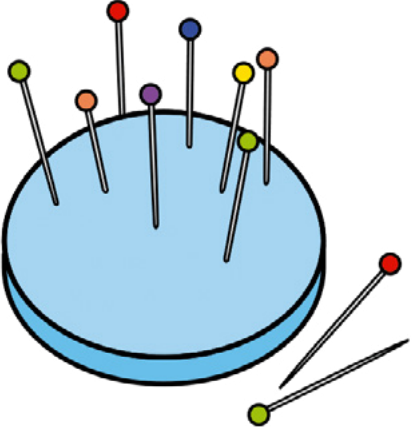




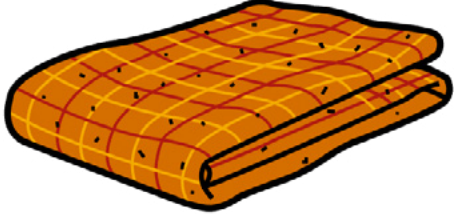
kuvatyoikal.papunet.net

Attachment 14.1: Arts & crafts equipment flashcards

 <p>cotton thread</p>	 <p>an iron</p>
 <p>a tailor's chalk</p>	 <p>a crochet hook</p>
 <p>a level</p>	 <p>a square</p>

kuvatyo.kalu.papunet.net

Attachment 14.1: Arts & crafts equipment flashcards

 <p>a pin cushion</p>	 <p>a button</p>
 <p>iron wire</p>	 <p>silk paper</p>
 <p>tape</p>	 <p>felt</p>

kuvatyoakalu.papunet.net

Attachment 14.1: Arts & crafts equipment flashcards



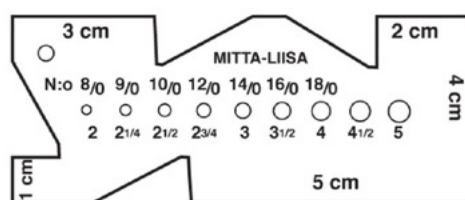
a bobbin



a felting needle



a machine needle



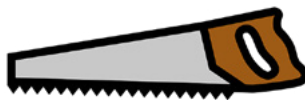
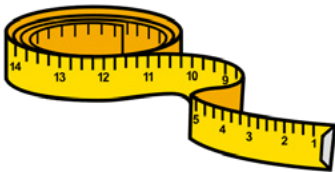

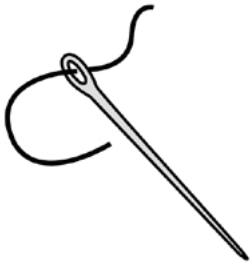


a measuring gauge



needle felting wool

Connect the pictures to the right words.



a needle

wool thread

cotton thread

a tape measure

felt

a nail

a hammer

sandpaper

fabric

a saw

scissors

Connect the pictures to the right words.



a glue stick

scissors

a pencil

a marker

crayons

water colours

paper

a paintbrush

cardboard

paint

silk paper

colour pencils

tape



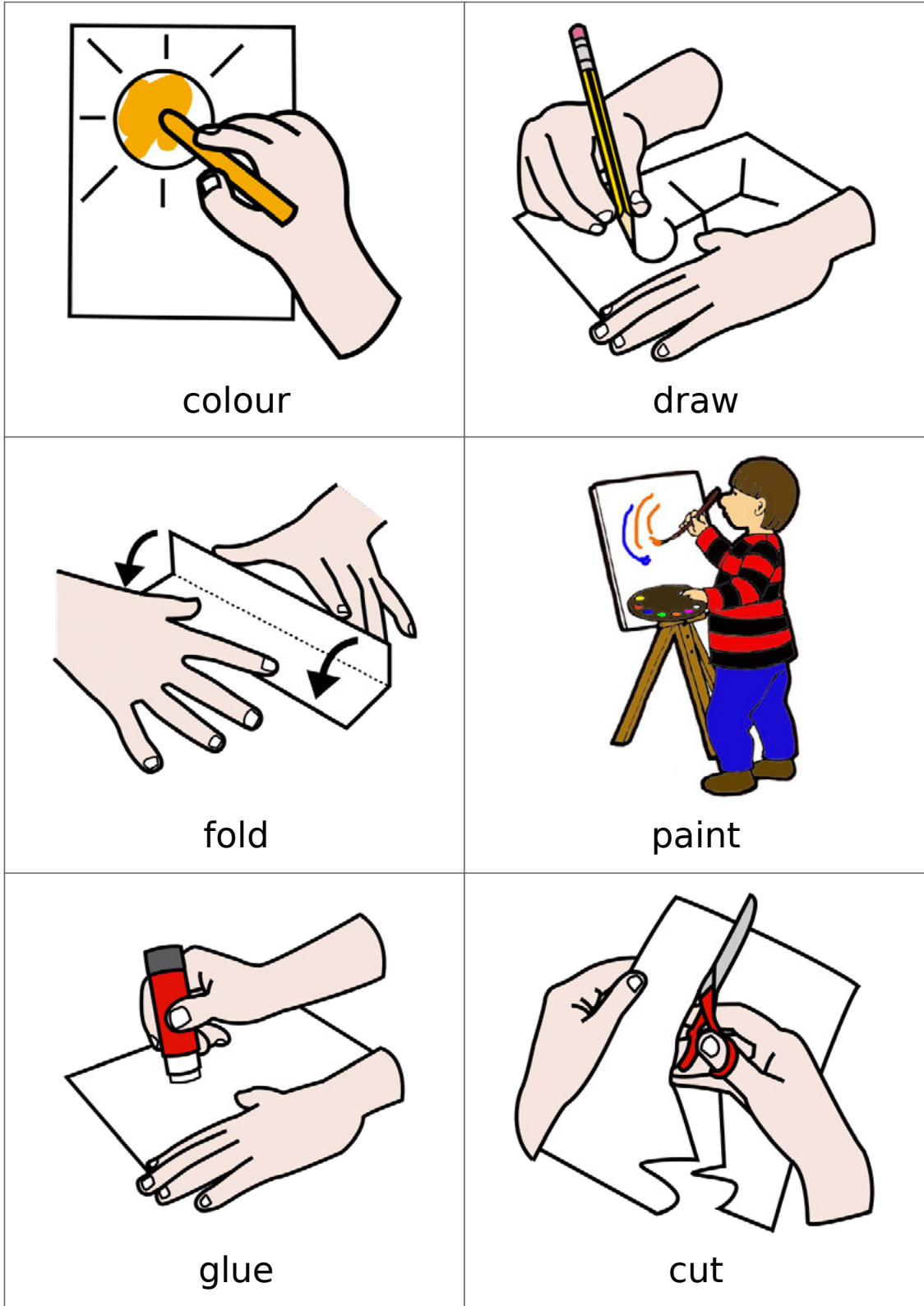
What equipment
do you need
for this work?

I need scissors,
cardboard and
a glue stick.

Attachment 14.5: Instructions template

1. PREPARATION	
2. WORKING	
3. CLEANING UP	

Attachment 14.6: Art instruction flashcards



kuvatyokalu.papunet.net

The title of my work is _____.			
I used	red yellow green black white		paint. cardboard. paper. water colour. pencils.
First, Second, Third, Then, Finally,	I	cut glued painted drew coloured folded	the paper. the animal. the drawing. the cardboard.
Thank you for listening.			

<p>Your work is</p>	<p>beautiful. interesting. carefully done. colourful. nice. cheerful. exciting.</p>
<p>I like</p>	<p>the colours. the drawing. the shape. the background. the details.</p>